

EXHAUST GAS TEMPERATURE PROBE

Part Numbers: 4511

INSTALLATION INSTRUCTIONS



The Oceanic Systems' 4511 Exhaust Gas Temperature Probe is designed to measure the exhaust gas temperature of a marine engine or generator using a highly accurate Type T thermocouple and report its value on the NMEA2000® network.

This unit is designed to operate in a protected marine environment such as an engine room.

It is very important that it is installed and set up correctly according to this manual. Please read and follow the installation and setup instructions carefully to achieve the best results.

INSTALLATION

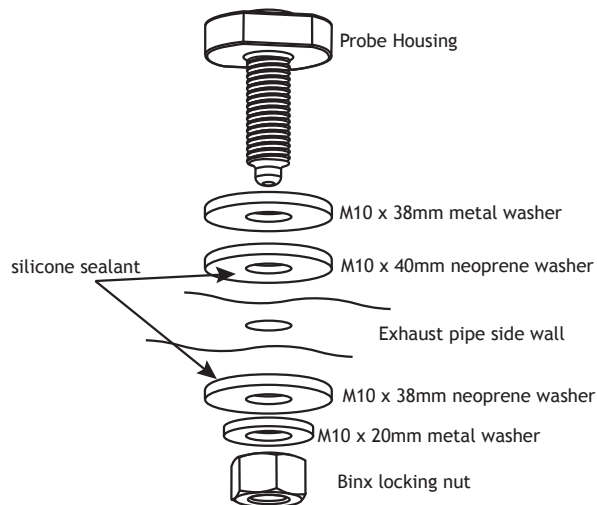
CAUTION: DO NOT START WORK UNLESS ENGINE IS TURNED OFF AND IS COOL.

Remove the exhaust hose from the Engine Riser by releasing any clips and carefully prise off the exhaust hose. Use a sharp 3/8" / 10mm drill bit to drill a hole in the top of the hose about 80mm down from the end of the riser spigot.

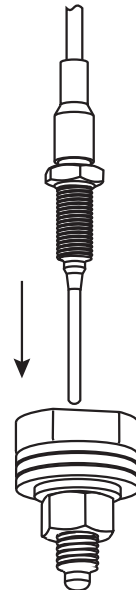
Mount a large metal washer followed by a rubber washer onto the M10 threaded section of the probe housing and coat the rubber washer with some of the silicone sealant supplied. Then push the probe through the 10mm hole in the exhaust pipe as far as it will go. Take the second rubber washer, coat it with silicone sealant and place it on the probe inside the exhaust pipe along with the large metal washer and the M10 Binx metal locking nut.

Tighten the M10 nut onto the probe until it is fully seated and the probe is securely fastened to the exhaust hose. Please note that this is a metal self locking nut and it will be tight to turn. Finish off by applying silicone sealant around the washers and nut inside the exhaust hose to guard against any leaks.

Mounting the Probe Housing



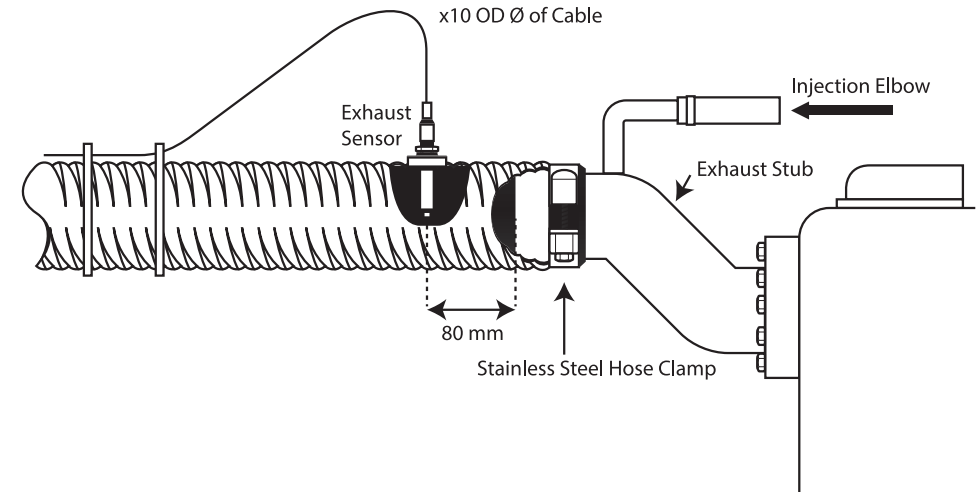
Mounting the Probe



Screw the M8 threaded part of the probe into the probe housing until it can go no further then tighten the M8 locknut to stop it vibrating loose.

Undo the cable ties on the shielded cable and run the cable to the desired position.

Be careful not to force the cable into a tight angle where it comes out of the probe but run it as shown in the diagram below.



WIRING

Brown: +ve
White: -ve
Green: Shield

INFORMATION

Insulated Type 'T' Thermocouple	
Cable Length	3.00Mtr

Oceanic Systems (UK) Ltd
Unit 10-11 Milton Business Centre, Wick Drive,
New Milton, Hampshire, BH25 6RH, United Kingdom

el (UK): +44(0)1425 610022 Tel (USA): (844)898 6462
Fax: +44(0)1425 614794 Email: sales@osukl.com
Web: www.osukl.com

Copyright © 2020 Oceanic Systems (UK) Ltd. All rights reserved. Our policy is one of continuous product improvement so product specifications are subject to change without notice. Oceanic Systems products are designed to be accurate and reliable. However, they should be used only as aids to vessel monitoring, and not as a replacement for traditional navigation and vessel monitoring techniques. NMEA2000® is a registered trademark of the National Marine Electronics Association.